



UNIT TRUST FUND PERFORMANCE

**GLOBAL INCOME FUND, GLOBAL INCOME PLUS FUND,
GLOBAL INCOME MAX FUND, CLASSIC INCOME FUND, CLASSIC
EQUITY GROWTH FUND, CLASSIC PROPERTY FUND, GLOBAL
EQUITY GROWTH FUND, CLASSIC PROTECTOR FUND**
Quarter ended June 30, 2020



Wealth
MANAGEMENT

UNIT TRUST



GLOBAL INCOME FUND

QUARTER ENDED JUNE 30, 2020

Fund Description

The VM Wealth Global Income Fund is a United States Dollar denominated portfolio primarily comprising sovereign and corporate bonds from Caricom, USA, Canada and Europe, maturing in the short term.



Investment Objective

The fundamental investment objective of the VMWealth Global Income Fund is to provide income and capital growth over the short term by investing primarily in USD bonds issued by sovereigns and corporates across the Caribbean, USA, Canada and Europe.



Suitability

The VMWealth Global Income Fund is suitable for investors who have a conservative risk appetite.



Asset Class

Fixed Income



Benchmark

Adjusted Money Market Return

Risk Profile



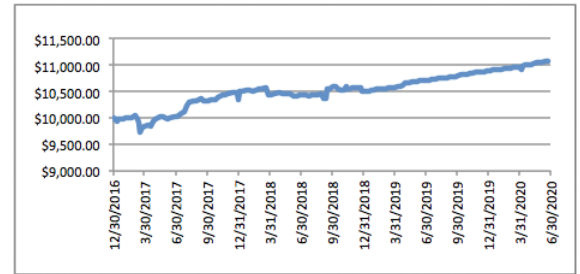
Fund Performance

(as at June 30, 2020)

	GLOBAL INCOME	MONEY MARKET
Net Asset Value Per Share (NAVPS)	1.0833	
12-Month Growth Rate	3.32%	3.50%
Year-to-Date Growth Rate	1.66%	3.50%

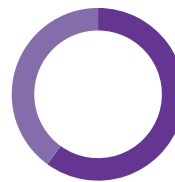
Growth of \$10,000

Global Income Fund | Historical Performance



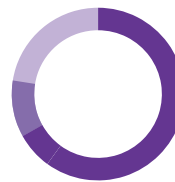
Top 5 Holdings

Top 5 Holdings	% of Fund
AIC Barbados (Oct) 2020	22.86
NFE 2034	13.24
SJPC 2032	8.15
NCBFG 2022	6.70
AIC Barbados (May) 2023	6.53
Total of Top 5 Holdings	57.48
Total Number of Holdings	11



Country Exposure

Country	% of Fund
Jamaica	54.19
Barbados	45.81
Total	100.00



Maturity Distribution

Maturity	% of Fund
0 - 1 Years	61.83
1 - 3 Years	16.78
>3 Years	21.39
Total	100.00



GLOBAL INCOME PLUS FUND

QUARTER ENDED JUNE 30, 2020

Fund Description

The VM Wealth Global Income Plus Fund is a United States Dollar denominated portfolio primarily comprising medium term sovereign and corporate bonds from Caricom, USA, Canada and Europe.



Investment Objective

The fundamental investment objective of the VMWealth Global Income Plus Fund is to provide capital growth over the medium term by investing primarily in USD bonds issued by sovereigns and corporates across the Caribbean, USA, Canada and Europe.



Suitability

The VMWealth Global Income Plus Fund is suitable for investors who have a moderate risk appetite.



Asset Class

Fixed Income



Benchmark

JSE Caribbean Investment Grade Index

Risk Profile



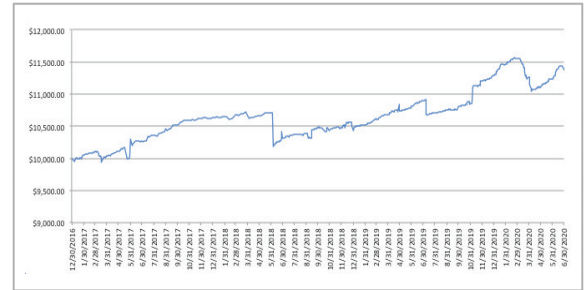
Fund Performance

(as at June 30, 2020)

	GLOBAL INCOME PLUS	JSE CARI. IG INDEX
Net Asset Value Per Share (NAVPS)	1.0905	
12-Month Growth Rate	4.42%	-1.72%
Year-to-Date Growth Rate	0.81%	-6.01%

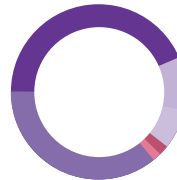
Growth of \$10,000

Global Income Fund Plus Historical Performance



Top 5 Holdings

Top 5 Holdings	% of Fund
SJPC 2032	13.16
Unicomer 2024	9.24
NCBFG 2022	8.91
AIC Barbados (Oct) 2020	7.46
AIC Barbados May 2021	6.99
Total of Top 5 Holdings	45.76
Total Number of Holdings	20



Country Exposure

Country	% of Fund
Jamaica	42.87
Barbados	33.95
Trinidad & Tobago	9.38
El Salvador	9.24
Dominican Republic	2.84
Bahamas	1.72
Total	100.00



Maturity Distribution

Maturity	% of Fund
0 - 1 Years	41.23
1 - 5 Years	41.26
>5 Years	17.51
Total	100.00

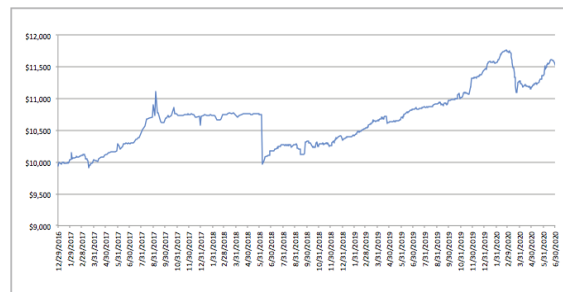


GLOBAL INCOME MAX FUND

QUARTER ENDED JUNE 30, 2020

Growth of \$10,000

Global Income Max Fund Historical Performance



Top 5 Holdings

Top 5 Holdings	% of Fund
SJPC 2032	14.21
Unicomer 2024	11.17
NCBFG 2022	10.63
Jaman 2028	10.53
Domrep 2025	8.76
Total of Top 5 Holdings	55.30
Total Number of Holdings	23

Fund Description

The VM Wealth Global Income Max Fund is a long-term portfolio denominated in United States Dollar and primarily comprising sovereign and corporate bonds from the USA, Europe and Caricom.



Investment Objective

The fundamental investment objective of the VMWealth Global Income Max Fund is to provide capital growth over the long term by investing primarily in USD bonds issued by sovereigns and corporates across the Caribbean, USA, Canada and Europe.



Suitability

Investors who have an aggressive risk appetite and are looking for attractive returns over the long term should invest in this Fund.



Asset Class

Fixed Income



Benchmark

JSE Caribbean Investment Grade Index

Risk Profile

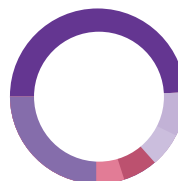


Fund Performance

(as at June 30, 2020)

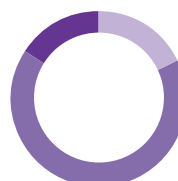
	GLOBAL INCOME MAX	JSE CARI. IG INDEX
Net Asset Value Per Share (NAVPS)	1.1123	
12-Month Growth Rate	6.50%	-1.72%
Year-to-Date Growth Rate	0.70%	-6.01%

Country Exposure



Country	% of Fund
Jamaica	44.36
Barbados	17.33
Trinidad & Tobago	13.46
El Salvador	11.17
Dominican Republic	9.11
Bahamas	4.57
Total	100.00

Maturity Distribution



Maturity	% of Fund
0 - 1 Years	14.64
1 - 7 Years	71.85
>7 Years	13.51
Total	100.00



CLASSIC INCOME FUND

QUARTER ENDED JUNE 30, 2020

Fund Description

The VM Wealth Classic Income Fund is a JMD denominated portfolio comprising Government of Jamaica and corporate bonds.



Investment Objective

The fundamental investment objective of the VMWealth Classic Income Fund is to provide investors with income over the short term.



Suitability

The VMWealth Classic Income Fund is suitable for investors who have a moderate risk appetite and are concerned about security of principal.



Asset Class

Fixed Income



Benchmark

Treasury Bill Yield

Risk Profile



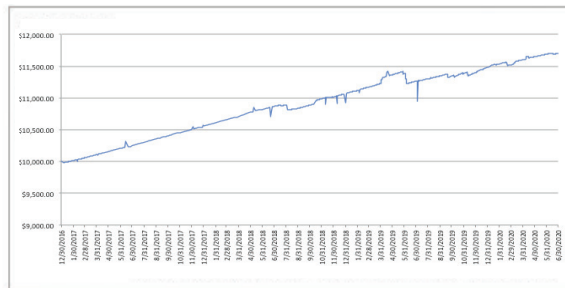
Fund Performance

(as at June 30, 2020)

	CLASSIC INCOME FUND	TREASURY BILL YIELD
Net Asset Value Per Share (NAVPS)	1.1923	
12-Month Growth Rate	3.91%	1.36%
Year-to-Date Growth Rate	1.97%	1.36%

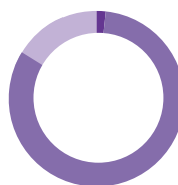
Growth of \$10,000

Classic Income Fund Historical Performance



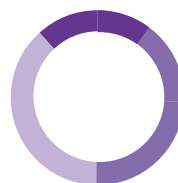
Top 5 Holdings

Top 5 Holdings	% of Fund
VMIL 2023	10.97
Crissa's Ltd 2033	9.51
138 SL Inv 2026	8.31
Stewart's 2024	7.95
AICB May 2021	7.60
Total of Top 5 Holdings	44.34
Total Number of Holdings	18



Exposure

Asset Class	% of Fund
Government of Jamaica	1.26
Corporate	95.42
Cash & Equivalents	3.32
Total	100.00



Maturity Distribution

Maturity	% of Fund
<1 Year	21.73
1 - 7 Years	38.21
>7 Years	40.06
Total	100.00



CLASSIC EQUITY GROWTH FUND

QUARTER ENDED JUNE 30, 2020

Fund Description

The VM Wealth Classic Equity Growth Fund is managed with the aim of providing investors with a diversified mix of equity securities of companies domiciled in Jamaica and internationally. The Portfolio Managers seek to identify and acquire investment instruments with attractive potential returns while mitigating attendant risks.



Investment Objective

The fundamental investment objective of the VM Wealth Classic Equity Growth Fund is to provide investors with capital appreciation over the medium to long-term.



Suitability

The VM Wealth Classic Equity Growth Fund is suitable for investors who are seeking a well-diversified portfolio of stocks to optimize medium to long-term growth and capital appreciation and are willing to accept medium to high levels of risk.



Asset Class

Equity



Benchmark

JSE Select Index

Risk Profile



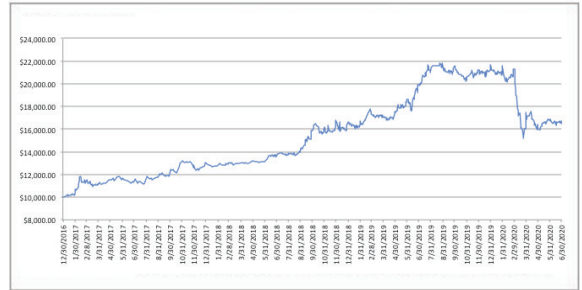
Fund Performance

(as at June 30, 2020)

	EQUITY FUND	JSE SELECT
Net Asset Value Per Share (NAVPS)	1.9249	
12-Month Growth Rate	-16.12%	-23.31%
Year-to-Date Growth Rate	-22.89%	-29.03%

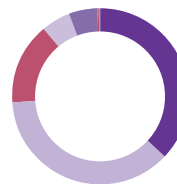
Growth of \$10,000

Classic Equity Growth Fund Historical Performance



Top 5 Holdings

Top 5 Holdings	% of Fund
PANJAM Investment Limited	10.08
JMMB Group Limited	9.47
Jamaica Stock Exchange	8.73
NCB Financial Group Limited	8.39
Caribbean Cement	8.09
Total of Top 5 Holdings	44.76
Total Number of Holdings	41

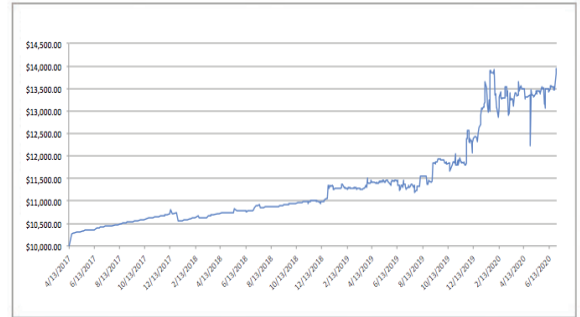


Industry Distribution

Industry	% of Fund
Finance	45.48
Conglomerates	2.89
Manufacturing	31.44
Retail Trade	1.86
Other	18.07
Insurance	0.23
Tourism	0.03
Communication	0.00
Total	100.00



Classic Property Fund | Historical Performance



Fund Allocation

Industry	% of Fund
Real Estate	49.78
Equity	36.11
Fixed Income	12.43
Cash	1.14
Repo	0.54
Total	100.00

Fund Description

The VM Wealth Classic Property Fund seeks to invest primarily in real estate



Investment Objective

The investment objective of the VMWealth Classic Property Fund is to strategically invest in the various segments of the real estate market to maximize rental income and capital appreciation over the medium term.



Suitability

The VMWealth Classic Property Fund is suitable for investors who have a moderate risk appetite.



Asset Class

Real Estate



Benchmark

Inflation

Risk Profile



Fund Performance

(as at June 30, 2020)

	PROPERTY FUND	INFLATION
Net Asset Value Per Share (NAVPS)	1.3939	
12-Month Growth Rate	22.56%	4.80%
Year-to-Date Growth Rate	8.04%	-0.67%



GLOBAL EQUITY GROWTH FUND

QUARTER ENDED JUNE 30, 2020

Fund Description

The VM Wealth Global Equity Growth Fund invests primarily in equity investments of developed markets.



Investment Objective

The fundamental investment objective of the VMWealth Global Equity Growth Fund is to strategically invest in the equity indices of developed markets to track the performance of the broader markets, earning capital appreciation over the medium-term.



Suitability

The VMWealth Global Equity Growth Fund is suitable for investors who are seeking a well-diversified portfolio of stocks to optimize medium to long-term growth and capital appreciation and have an aggressive risk appetite.



Asset Class

Equity



Benchmark

S&P 500

Risk Profile



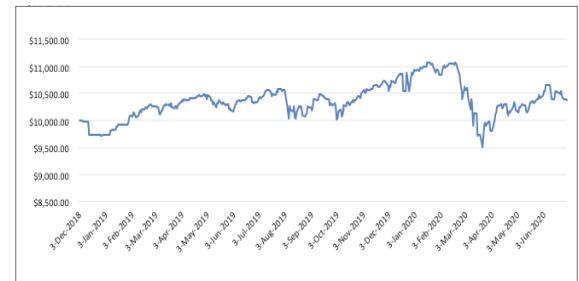
Fund Performance

(as at June 30, 2020)

	EQUITY FUND	S&P 500
Net Asset Value Per Share (NAVPS)	1.0383	
12-Month Growth Rate	0.45%	5.28%
Year-to-Date Growth Rate	-4.37%	-3.12%

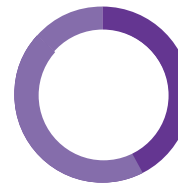
Growth of \$10,000

Global Equity Growth Fund Historical Performance



Top Holdings

Top Holdings	% of Fund
SPDR S&P 500 ETF Trust	40.09
Total of Top Holdings	40.09
Total Number of Holdings	1



Exposure

Asset Class	% of Holdings
Equities	40.09
Cash & Cash Equivalents	59.91
Total	100.00



CLASSIC PROTECTOR FUND

QUARTER ENDED JUNE 30, 2020

Fund Description

The VM Wealth Classic Protector Fund invests primarily in short-term money market securities.



Investment Objective

The fundamental investment objective of the VM Wealth Classic Protector Fund is to invest in short-term liquid securities towards minimizing the risk of capital loss.



Suitability

The VM Wealth Classic Protector Fund is suitable for investors who have a low risk appetite and are concerned about preservation of principal.



Asset Class

Fixed Income



Benchmark

6-month Weighted Average Treasury Bill

Risk Profile



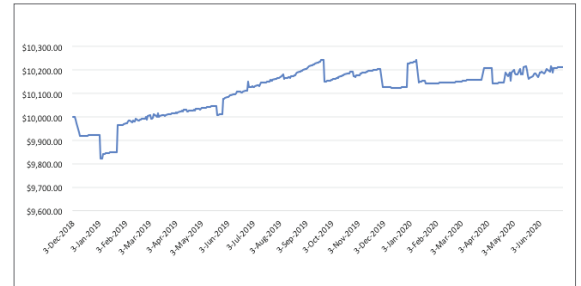
Fund Performance

(as at June 30, 2020)

	PROTECTOR	6M WATBY
Net Asset Value Per Share (NAVPS)	1.0211	
12-Month Growth Rate	0.84%	1.36%
Year-to-Date Growth Rate	-0.16%	1.36%

Growth of \$10,000

Classic Protector Fund Historical Performance



Top Holdings

Top Holdings	% of Fund
VMIL 2020	42.55
Total of Top Holdings	42.55
Total Number of Holdings	1



Exposure

Asset Class	% of Fund
Corporate	42.55
Cash & Equivalents	57.45
Total	100.00



Maturity Distribution

Maturity	% of Fund
<=1 Year	100.00
>1 Year	0.00
Total	100.00

Fund Commentary

Global Income Fund

The NAV per share on this portfolio as at June 30, 2020 was \$1.0833, up by \$0.0116 or 1.08% for the quarter. The strategy of increasing exposure to locally arranged corporate bonds has served the portfolio well, especially during the unfolding economic and financial crisis of the last quarter. This benefited the fund by reducing the volatility that usually accompanies global bonds, as we saw during the widespread sell off that occurred in the first quarter.

Global Income Plus Fund

The NAV per share on this portfolio as at June 30, 2020 was \$1.0905, up by \$0.0118 or 1.09% for the quarter. The increase in the fund was due to the rebound in global bond prices during the quarter as massive stimulus from Central Banks and Governments shored up asset prices. While there are expectations for further volatility in asset prices, the portfolio is poised to continue to take advantage of opportunities as they arise.

Global Income Max Fund

The NAV per share on this portfolio as at June 30, 2020 was \$1.1124, up by \$0.0253 or 2.33% for the quarter. The increase in the fund was due to the rebound in global bond prices during the quarter as massive stimulus from Central Banks and Governments shored up asset prices. While there are expectations for further volatility in asset prices, the portfolio is poised to continue to take advantage of opportunities as they arise.

Classic Income Fund

The NAV per share on this portfolio as at June 30, 2020 was \$1.1923, up \$0.0107 or 0.91% for the quarter. The low interest rate environment as a result of high levels of JMD liquidity, and the lack of new GOJ issues means that corporate bonds currently provide the best returns. This is expected to be the case for the immediate future as interest rates are expected to remain low as the BOJ tries to provide the tools for a quick and prolonged economic recovery.

Classic Equity Growth Fund

The NAV per share on this portfolio as at June 30, 2020 was \$1.9249, down -\$0.0865 or -4.30% for the quarter. There was a slight rebound in the JSE of 1.19% for the quarter. While this was ahead of the portfolio's performance for the quarter, it is still beating the benchmark on a year to date basis. The expectation is for this outperformance to continue throughout the rest of this year given the composition of the fund.

Classic Property Fund

The NAV per share on this portfolio as at June 30, 2020 was \$1.3939, up \$0.028 or 2.05% for the quarter. While there were challenges for the quarter, the portfolio performance was largely driven the addition of new commercial buildings and a rebound in shares held in real estate focused companies. We continue to be mindful of the dislocations caused by Covid-19 in the economy so we continue to be vigilant and proactive in managing the risks associated with our property holdings.

Global Equity Growth Fund

The NAV per share on this portfolio as at June 30, 2020 was \$1.0383, up by \$0.0406 or 4.07% for the quarter. The International Equity Fund is strategically invested in the SPY ETF that tracks the S&P 500 large cap index. The S&P 500 reversed all the ground lost in the first quarter driven largely by extraordinary liquidity support from the Federal Reserve. The portfolio is liquid and will be looking to take advantage of opportunities in the market over the course of the next quarter, which should result in an improved performance.

Classic Protector Fund

The NAV per share on this portfolio as at June 30, 2020 was \$1.0211, up \$0.0004 or 0.04% for the quarter. This portfolio is invested in primarily short-term bonds and reverse repurchase agreements with enough liquidity to take advantage of any opportunities.

Economic Commentary

As the second quarter ended, we reflect on the recoveries in equities, bond and oil markets. While the COVID-19 pandemic scarred the markets at the end of the first quarter, recovery was the primary theme of the second quarter. Countries went into lockdown mode in February and March but began to ease those restrictions in May and then late June. For investors, consumers and central banks, fear and panic gave way to optimism and companies were better able to deal with the repercussions of the virus. Although there have been talks of another set of international lockdowns due to rumors of a second wave of the Covid-19 outbreak, we believe that global markets will not be affected as much as was the case in the first quarter. Countries have adjusted to life under the new norm until a vaccine is made available and the path ahead for the financial markets will be dictated by the duration of the economic shutdown. Although progress in containing the spread of the virus should dictate the timeline of market recovery, the nature of the shutdown combined with accommodative fiscal and monetary policy stimulus, sets the stage for some recovery, albeit at a sluggish pace.

Locally, the economic shock from the Covid-19 containment measures should produce a sharp decline in GDP after seven consecutive years of economic growth. The nature of the economic downturn and the rapid quantitative easing responses are projected to present a faster rebound than normal.

Companies exhibited a full quarter of business operations under the recession and despite the social distancing and work from home policies, we expect subdued earnings releases due to the undesired operating environment. Cost containment initiatives such as staff layoffs and redundancies should help companies survive during the crisis but will have an adverse effect on the economy as it will drive unemployment higher. The unemployment recorded by Jamaica in January 2020 was 7.3%, 10 basis points

higher than the lowest in the country's history and is unlikely to be replicated in the immediate future due to the countrywide staff reductions.

Like most countries in the Caribbean, Jamaica depends heavily on the tourism sector for foreign exchange earnings. Jamaica got a boost when Jamaica reopened its borders to international visitors for the first time since the COVID-19 pandemic on June 15. Like many places that have recently welcomed back tourists, Jamaica has taken active approaches to ensure that the risks are minimized as they aim to curtail the spread of the virus locally. All arriving visitors will undergo a temperature checks and follow local safety protocols, which include face-coverings and social distancing. Hotels, beaches and restaurants were allowed to reopen under strict social distancing and sanitization guidelines. This, we expect should contribute to some recovery in tourist activities. Unlike Jamaica, several developed countries like Canada and England are still under extensive lockdown and will only allow out going travel.

The local stock market since declining by double digits over the first three months of 2020, has recovered marginally, growing 1.2% over the quarter ending June 2020. The Dow Jones Industrial Average gained 15% over the past 3 months while the NASDAQ rose a whopping 28% to record highs. Markets around the world recovered with double digit rallies seen in the DAX, Nikkei, SPX and TSX. The bond markets while not witnessing the extreme price fluctuations seen in the first quarter of the year, still had a bit of uncertainty surrounding it. Despite this, prices remain elevated.

Crude oil prices have risen this quarter when compared to the 2nd quarter last year, yet the impact may be muted. Higher prices will not be a big drag on consumption, nor will they be sufficient to change the Federal Reserve inflation goals or alter expectations of three rate hikes this year. The economic uncertainty driven by the pandemic is locking oil into a holding pattern. With cases of the virus beginning to spike, countries including the USA are re-imposing and

extending travel restrictions that could dampen consumption further.

As the third quarter begins, tides are shifting, and some amount of fear is returning. Q2 gains offer cold comfort in uncertain times. The US government is losing its battle with the coronavirus pandemic as some of the most populous states report alarming increases. Reopening measures have been reversed in some states, and the economic impact could be significant if more follow. The recovery could slow dramatically as Americans go back into lockdown mode. The US is not alone in experiencing fresh flareups. Australia imposed a strict 4-week lockdown in 10 areas of Melbourne, its second most populous state. Jamaica on the other hand remains resolute that the country will remain open and take steps to approach normalcy. Relative to other countries, measures put in place locally have borne fruit with 75% cases confirming recovery while only 10 deaths have been recorded.



53 Knutsford Blvd, Kingston 5
Tel: 876 960 5000
US (Toll-Free): 1 877 230 8696
info@vmwealth.com
vmwealth.com